

UNITRONIC® 300 S

Multi-Conductor Foil & Braid Shielded
300V Flexible Industrial Signal and Control Cable



The UNITRONIC® 300 Series of signal and control cables have been carefully engineered to provide the highest performance and ease of installation in industrial signal and control applications. Available shielding options provide EMC protection in the harshest industrial environments.

Recommended Applications:

Process Instrumentation, Low Voltage control interconnect.

Application Advantages:

- Extended temperature rating of -25°C to +105°C
- Flexible design for ease of routing
- Suitable for use in cable tray
- Oil and UV resistant (Oil Res I)
- Sequential foot marking for ease of installation
- All items available from inventory in 100, 500, and 1,000 ft. put ups

UNITRONIC® 300 S Construction:

Finely stranded tinned copper conductors with drain wire; PVC blended insulation; tri-laminated foil shield and tinned copper braid (75%); oil resistant gray PVC jacket.

Control Cable (20 AWG - 16 AWG)

UNITRONIC® 300 CY (UL) TYPE CMG or PLTC 105°C CSA CMG or AWM II A/B 300V RoHS





Signal Cable (28 AWG* - 22 AWG)

UNITRONIC® 300 CY (UL) TYPE CMG or PLTC 105°C CSA CMG or AWM II A/B 300V RoHS



Cable Attributes, See Page 653

	Oil Resistance: OR-02		Flame Resistance: FR-03
	Motion Type: FL-01		Mechanical Properties: MP-03

Availability:





Standard put-ups are 100ft, 500ft, and 1,000ft.

Complete the installation with:


	SKINTOP® Strain Relief: Page 486		EPIC® Connectors: Page 251
	OLFLEX® Tubing: Page 546		Assemblies: Page 627

Technical Data:


 Minimum Bending Radius
- for installation: 4 x cable diameter
- with shield: 6 x cable diameter


 Temperature Range: -25°C to +105°C

 Nominal Voltage: 300V

 Test Voltage: 2000V

 Conductor Stranding: Class 5

 Color Code: 28 - 22 AWG- Chart 4, Page 672
20 - 16 AWG- Chart 5, Page 672

 Approvals: UL: - CMG, PLTC*, Exposed Run**
- AWM 2464 Oil Res I
CSA: - CMG/FT4
- AWM II A/B

* 28 AWG, 26 AWG, 24 AWG not PLTC

** Exposed run for 22 AWG, 20 AWG, 18 AWG & 16 AWG
Meets NEC Art. 725, 760, & 800. Also Class I Div. 2 (PLTC only)

UNITRONIC® 300 S

Multi-Conductor Foil & Braid Shielded

300V Flexible Industrial Signal and Control Cable



UNITRONIC® 300 S: Foil & Braid Shielded Multi-Conductor Control & Signal Cable

Part Number	Number of Conductors includes ground	Nominal Outer Diameter inches	mm	Copper Weight lbs/mft	Approx. Weight lbs/mft	kg/km	Part Number	Number of Conductors includes ground	Nominal Outer Diameter inches	mm	Copper Weight lbs/mft	Approx. Weight lbs/mft	kg/km
28 AWG (19/40) 0.80 mm²							20 AWG (19/32) 0.75 mm²						
302802S	2	.176	4.5	4	11	17	302002S	2	.252	6.4	19	49	73
302803S	3	.182	4.6	5	15	22	302003S	3	.264	6.7	23	52	77
302804S	4	.191	4.9	6	18	26	302004S	4	.283	7.2	27	62	92
302806S	6	.212	5.4	8	24	36	302006S	6	.335	8.5	37	80	119
302808S	8	.223	5.7	10	25	38	302008S	8	.358	9.1	46	107	158
302810S	10	.248	6.3	12	29	44	302010S	10	.408	10.4	56	115	171
302815S	15	.273	6.9	16	36	54	302015S	15	.485	12.3	80	144	214
302820S	20	.295	7.5	20	45	67	302020S	20	.530	13.5	88	202	301
302825S	25	.334	8.5	25	53	79	302025S	25	.587	14.9	126	270	402
302830S	30	.345	8.8	29	60	89	302030S	30	.610	15.5	150	319	475
302840S	40	.377	9.6	37	75	112	302040S	40	.695	17.7	192	417	621
302850S	50	.442	11.2	45	89	132	302050S	50	.775	19.7	225	507	754
26 AWG (19/38) 0.14mm²							18 AWG (19/30) 1.00 mm²						
302602S	2	.182	4.6	6	16	24	301802S	2	.270	6.9	25	54	80
302603S	3	.188	4.8	7	18	27	301803S	3	.283	7.2	33	58	86
302604S	4	.198	5.0	8	21	31	301804S	4	.314	8.0	40	69	103
302606S	6	.221	5.6	11	26	38	301806S	6	.362	9.2	55	88	131
302608S	8	.233	5.9	13	29	43	301808S	8	.387	9.8	68	114	170
302610S	10	.260	6.6	16	35	52	301810S	10	.470	11.9	83	154	229
302615S	15	.287	7.3	21	44	65	301815S	15	.527	13.4	121	197	293
302620S	20	.321	8.2	27	53	79	301820S	20	.577	14.7	156	257	382
302625S	25	.352	8.9	33	63	94	301825S	25	.662	16.8	187	311	463
302630S	30	.364	9.2	38	73	109	301830S	30	.688	17.5	216	397	590
302640S	40	.399	10.1	49	91	136	301840S	40	.761	19.3	280	521	775
302650S	50	.468	11.9	60	112	167	301850S	50	.851	21.6	340	641	954
24 AWG (19/36) 0.25 mm²							16 AWG (26/30) 1.50 mm²						
302402S	2	.192	4.9	10	20	29	301602S	2	.292	7.4	34	74	110
302403S	3	.199	5.1	11	22	32	301603S	3	.317	8.0	42	78	116
302404S	4	.210	5.3	13	25	38	301604S	4	.341	8.7	52	93	138
302406S	6	.236	6.0	18	32	47	301606S	6	.395	10.0	71	132	196
302408S	8	.250	6.3	21	37	56	301608S	8	.450	11.4	91	190	283
302410S	10	.280	7.1	26	45	67	301610S	10	.514	13.1	114	213	317
302415S	15	.311	7.9	35	58	87	301615S	15	.579	14.7	156	277	412
302420S	20	.348	8.8	43	72	106	301620S	20	.636	16.2	201	369	549
302425S	25	.382	9.7	53	86	127	301625S	25	.729	18.5	246	452	673
302430S	30	.396	10.1	62	105	156	301630S	30	.758	19.3	288	532	792
302440S	40	.441	11.2	80	137	204	301640S	40	.841	21.4	368	694	1033
302450S	50	.510	12.9	98	169	252	301650S	50	.950	24.1	450	857	1275
22 AWG (19/34) 0.34 mm²													
302202S	2	.206	5.2	13	23	34							
302203S	3	.214	5.4	15	27	40							
302204S	4	.227	5.8	18	31	46							
302206S	6	.256	6.5	24	41	61							
302208S	8	.272	6.9	30	48	71							
302210S	10	.316	8.0	36	58	86							
302215S	15	.351	8.9	52	78	115							
302220S	20	.382	9.7	63	94	140							
302225S	25	.447	11.4	81	117	174							
302230S	30	.463	11.7	93	140	209							
302240S	40	.507	12.9	120	183	272							
302250S	50	.562	14.3	145	224	333							